

PRIMARY CARE PRACTICE PATTERNS of UNR MED GRADUATES – 2005 to 2020

Zachary Woodring, MPH

Tabor Griswold, PhD

Nicole Mwalili, MPH

Amanda Brown, MPH

John Packham, PhD

October 2023



**NEVADA HEALTH
WORKFORCE**
RESEARCH CENTER



Primary Care Practice Patterns of UNR Med Graduates – 2005 to 2020 is a publication from the Nevada Health Workforce Research Center in the Office of Statewide Initiatives at the University of Nevada, Reno School of Medicine.

The mission of the Office of Statewide Initiatives is to improve the health of Nevadans through statewide engagement, education, and research.

The purpose of the Nevada Health Workforce Research Center is to improve the collection and analysis of data on health workforce supply and demand to enhance health workforce planning and development in Nevada.

<https://med.unr.edu/statewide>

Primary Care Practice Patterns of UNR Med Graduates – 2005 to 2020

Overview

Primary Care Practice Patterns of UNR Med Graduates – 2005 to 2020 contains current information about the practice patterns of UNR School of Medicine undergraduate medical education (UME) graduates that matched into residency programs from 2005 to 2020. This research brief focuses on the graduates who were matched into primary care residency programs and now practice general primary care medicine. Graduate cohort data is analyzed through the year 2020 to ensure graduates have had enough time to complete their residency programs.

Of the fifty states, Nevada ranks 48th for general primary care physicians per 100,000 population (AAMC 2021). Given Nevada’s physician workforce shortages and primary care needs, it is important to understand what fields and specialties medical doctors graduating from UNR Med go into after graduation. For the purpose of this analysis, the Institute of Medicine’s (IOM) definition of primary care is used. The IOM designates general family medicine, general internal medicine, and general pediatric medicine as the three primary care fields physicians can practice. See Figure 1.

Figure 1: Primary Care Classification Criteria

Primary Care Residency Program Match Criteria	
Included	Excluded
<ul style="list-style-type: none"> • Family Medicine • Internal Medicine • Pediatric Medicine 	<ul style="list-style-type: none"> • Transitional Year • Medicine-Emergency • Medicine-Preliminary • All other specialties
Practicing General Primary Care Criteria	
Included	Excluded
<ul style="list-style-type: none"> • General Family Medicine • General Internal Medicine • General Pediatric Medicine 	<ul style="list-style-type: none"> • Emergency Medicine • Geriatric Medicine • Hospice/Palliative Care • Hospitalists • Primary Care Subspecialties • Urgent Care • All Other Specialties

In this report, data was collected about UNR Med undergraduate cohorts from the years 2005 to 2020 to identify: (1) UNR Med graduates' residency program match results, (2) how many of these graduates currently practice in general primary care, and (3) how many graduates currently practice general primary care in Nevada. Between 2005 and 2020, 911 graduates have matched into residency programs after graduating from UNR Med. Currently, 899 graduates have active medical licenses and 12 have passed away, lost their license, and/or are continuing their graduate medical education. Of these 899 graduates, 342 matched into primary care residencies.

Key Findings

Primary Care Practice Patterns of UNR Med Graduates from 2005 to 2020

- Overall, 342 of the 899 UNR Med graduates from 2005 to 2020 matched to primary care residency programs (38.0%) – currently, 228 of those who matched to primary care residency programs practice general primary care (25.4%) and 95 practice general primary care in Nevada (10.6%) (Figure 2).
- Specifically, of the 899 graduates, 122 graduates (13.6%) matched into family medicine residencies, 141 graduates (15.7%) matched into internal medicine residencies, and 77 graduates (8.6%) matched into pediatric medicine (Figures 2 through 5)
- From 2005 to 2020, 122 of the 899 UNR Med graduates matched to family medicine residency programs – currently, 113 of those who matched to family medicine practice general family medicine (92.6%) and 55 practice general family medicine in Nevada (45.1%) (Figures 3 and 6).
- From 2005 to 2020, 143 of the 899 UNR Med graduates matched to internal medicine residency programs – currently, 65 of the UNR Med graduates who matched to internal medicine residency programs practice general internal medicine (45.5%) and 22 practice general internal medicine in Nevada (15.4%) (Figures 4 and 6).

From 2005 to 2020, 77 of the 899 UNR Med graduates matched to pediatric medicine residency programs – currently, 50 of the UNR Med graduates who matched to pediatric residency programs practice general pediatric medicine (64.9%) and 18 practice general pediatric medicine in Nevada (23.4%) (Figures 5 and 6).

Practice Locations of UNR Med Graduates from 2005 to 2020 Currently Practicing General Primary Care

- There were 342 primary care residency program matches. Of the 122 family medicine matches, 113 physicians are practicing with 55 (45.1%) practicing in Nevada. Of the 143 internal medicine matches, 65 physicians are practicing, with 22 (15.4%) of them in Nevada. Of the 77 pediatric medicine matches, 50 physicians are practicing and 18 (23.4%) are in Nevada (Figure 6).
- Currently, only 5 of the 95 of graduates from 2005 to 2020 who practice general primary care are practicing in rural areas of Nevada (5.3%) (Figure 7).
- Trends are shown from 2005 to 2020. The 2012 cohort had the highest number of graduates matched to a primary care residency program (32), the 2016 cohorts had the most graduates currently practicing general primary care (24), and the 2016 cohort currently has the most graduates practicing general primary care in Nevada (13) (Figure 8).

Figures 9 through 11 show graduates who matched to primary care residency programs based on specializations: Family Medicine, Internal Medicine, and Pediatric Medicine, compared to how many of those who matched practicing those specializations.

- As of the 2020 graduation year, 5 students matched and are practicing family medicine; there were no physicians returning to Nevada to practice unlike previous years where 30% to 80% returned to Nevada to practice (Figure 9).
- In 2020, there were no internal medicine physicians who returned to Nevada. This was different from the previous fifteen years where there were 3 or fewer physicians returning to Nevada to practice (Figure 10).
- Prior to 2015, several pediatric physicians returned to Nevada to practice each year. Since 2015 only one pediatric physician returned to Nevada to practice (Figures 11)

The current practice locations of UNR Med graduates who matched to primary care residency programs from 2005 to 2020 and who currently practice general primary care are detailed in Figures 12 through 19.

- Graduates matched to primary care residency programs in 38 out of the 50 states. Of these graduates 39.8% of these physicians are currently practicing in Nevada (Figures 12).
- Of the 228 graduates currently practicing general primary care in the US, 98 of them practice in Nevada (43.0%), 41 practice in California (18.0%), 10 practice in Idaho (4.4%), and 17 practice in Washington (3.1%). The other 72 (31.6%) are spread out across 31 states (Figure 13).
- Since 2005, 122 graduates matched to a family medicine residency in 22 states and 60 graduates matched in Nevada (Figure 14).
- Of the 113 graduates currently practicing general family medicine in the US, 56 practice in Nevada (49.6%), 10 practice in California (8.8%), 8 practice in Idaho (7.1%), and 7 practice in Washington (6.2%). The other 32 are spread out across 18 other states (28.6%) (Figure 15)

Primary Care Practice Patterns of UNR Med Graduates – 2005 to 2020

- There were 143 graduates who matched to internal medicine residency programs in 27 states. In Nevada, 52 of these graduates (36.4%) are currently practicing (Figures 16).
- Of the 65 graduates currently practicing general internal medicine, 24 practice in Nevada (37.0%) and 21 (32.3%) practice in California. The other 20 are spread out across 17 other states (26.2%) (Figure 17).
- Seventy-seven graduates matched to pediatric residency programs and are practicing in 21 states. There are 24 pediatricians practicing in Nevada (31.2%) (Figure 18).
- Of the 48 graduates currently practicing general pediatric medicine, 18 practice in Nevada (38.3%) and 10 practice in California (21.3%). The other 20 are spread out across 13 other states (40.4%). The location of two pediatricians could not be determined (Figure 19).

Figure 2: Practice Patterns of Graduates Matched to Primary Care Residency Programs

Year of Graduation	All UNR Residency Program Matches	Primary Care Residency Program Matches		Practicing General Primary Care		Practicing General Primary Care in NV	
		Number	Percent	Number	Percent	Number	Percent
2005	52	24	46.2	12	23.1	4	7.7
2006	46	19	41.3	8	17.4	3	6.5
2007	52	21	40.4	14	26.9	7	13.5
2008	47	19	40.4	11	23.4	8	17.0
2009	50	18	36.0	12	24.0	6	12.0
2010	57	19	33.3	11	19.3	5	8.8
2011	53	20	37.7	10	18.9	6	11.3
2012	56	32	57.1	17	30.4	6	10.7
2013	58	24	41.4	13	22.4	7	12.1
2014	54	22	40.7	17	31.5	10	18.5
2015	67	20	29.9	13	19.4	4	6.0
2016	64	27	42.2	24	37.5	13	20.3
2017	60	19	31.7	16	26.7	4	6.7
2018	60	19	31.7	16	26.7	6	10.0
2019	60	25	41.7	21	35.0	6	10.0
2020	63	14	22.2	13	20.6	0	0.0
Total	899	342	38.0	228	25.4	95	10.6

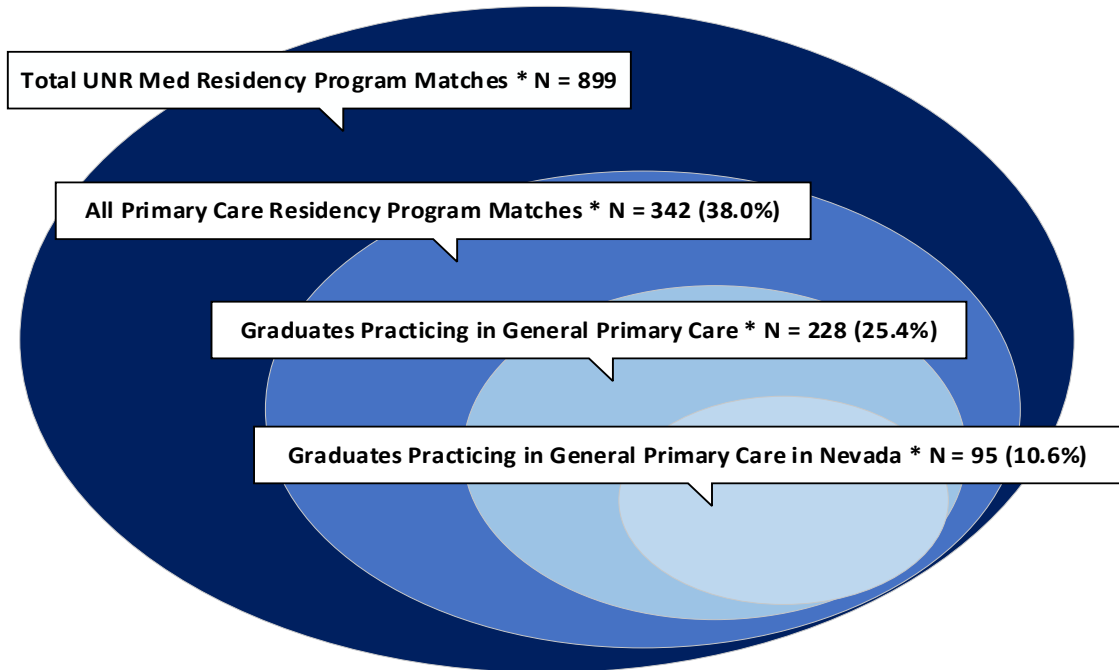


Figure 3: Practice Patterns of Graduates Matched to Family Medicine Residency Programs

Graduation Year	Family Medicine Residency Program Matches	Practicing General Family Medicine		Practicing General Family Medicine in NV	
		Number	Percent	Number	Percent
2005	9	6	66.7	2	22.2
2006	3	2	66.7	2	66.7
2007	6	6	100.0	1	16.7
2008	7	6	85.7	3	42.9
2009	9	9	100.0	4	44.4
2010	5	4	80.0	1	20.0
2011	8	8	100.0	5	62.5
2012	7	6	85.7	3	42.9
2013	6	5	83.3	4	66.7
2014	10	9	90.0	7	70.0
2015	6	6	100.0	3	50.0
2016	17	17	100.0	11	64.7
2017	6	6	100.0	2	33.3
2018	7	7	100.0	3	42.9
2019	11	11	100.0	4	36.4
2020	5	5	100.0	0	0.0
Total	122	113	92.6	55	45.1

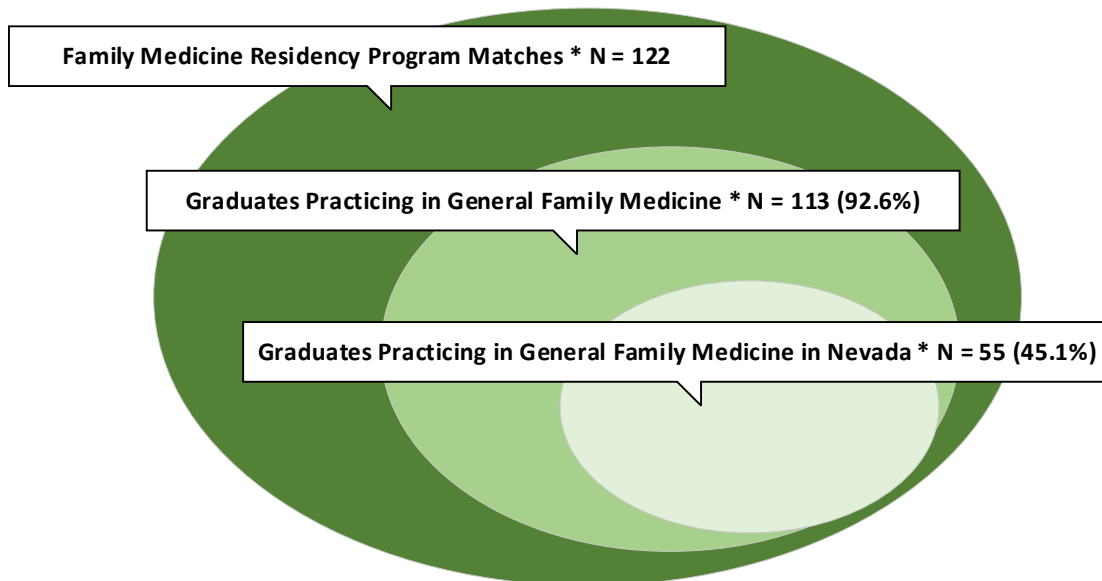


Figure 4: Practice Patterns of Graduates Matched to Internal Medicine Residency Programs

Graduation Year	Internal Medicine Residency Program Matches	Practicing General Internal Medicine		Practicing General Internal Medicine in NV	
		Number	Percent	Number	Percent
2005	11	5	45.5	2	18.2
2006	8	1	12.5	0	0.0
2007	6	3	50.0	1	16.7
2008	9	3	33.3	3	33.3
2009	8	2	25.0	1	12.5
2010	6	3	50.0	2	33.3
2011	9	0	0.0	0	0.0
2012	16	8	50.0	1	6.3
2013	13	6	46.2	2	15.4
2014	7	3	42.9	1	14.3
2015	14	7	50.0	1	7.1
2016	6	3	50.0	2	33.3
2017	10	8	80.0	2	20.0
2018	8	6	75.0	3	37.5
2019	9	5	55.6	1	11.1
2020	3	2	66.7	0	0.0
Total	143	65	45.5	22	15.4

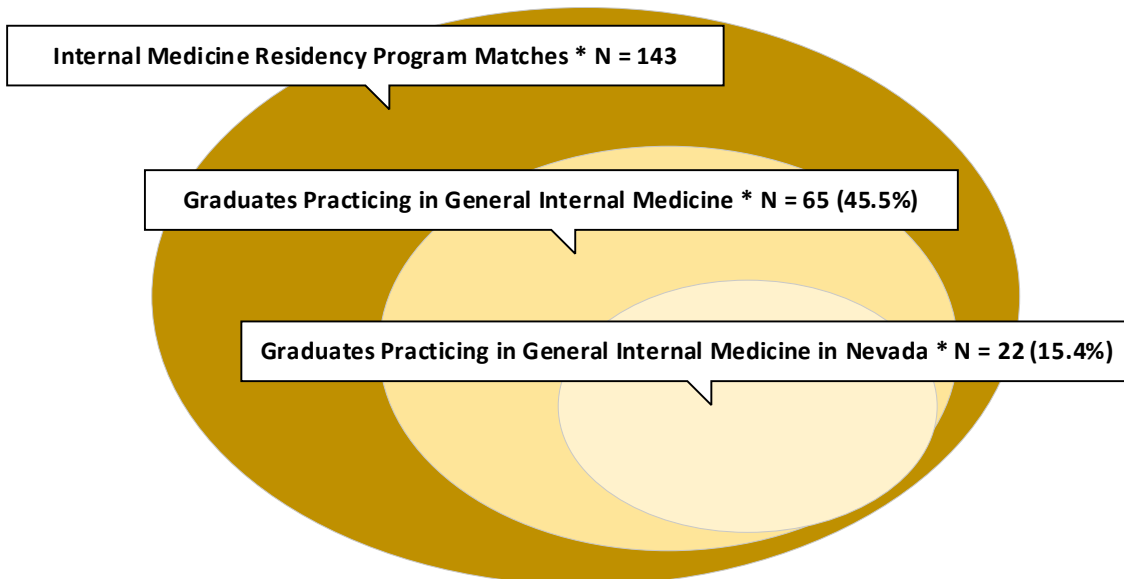


Figure 5: Practice Patterns of Graduates Matched to Pediatric Residency Programs

Graduation Year	Pediatric Medicine Residency Program Matches	Practicing General Pediatric Medicine		Practicing General Pediatric Medicine in NV	
		Number	Percent	Number	Percent
2005	4	1	25.0	0	0.0
2006	8	5	62.5	1	12.5
2007	9	5	55.6	5	55.6
2008	3	2	66.7	2	66.7
2009	1	1	100.0	1	100.0
2010	8	4	50.0	2	25.0
2011	3	2	66.7	1	33.3
2012	9	3	33.3	2	22.2
2013	5	2	40.0	1	20.0
2014	5	5	100.0	2	40.0
2015	0	0	0.0	0	0.0
2016	4	4	100.0	0	0.0
2017	3	2	66.7	0	0.0
2018	4	3	75.0	0	0.0
2019	5	5	100.0	1	20.0
2020	6	6	100.0	0	0.0
Total	77	50	64.9	18	23.4

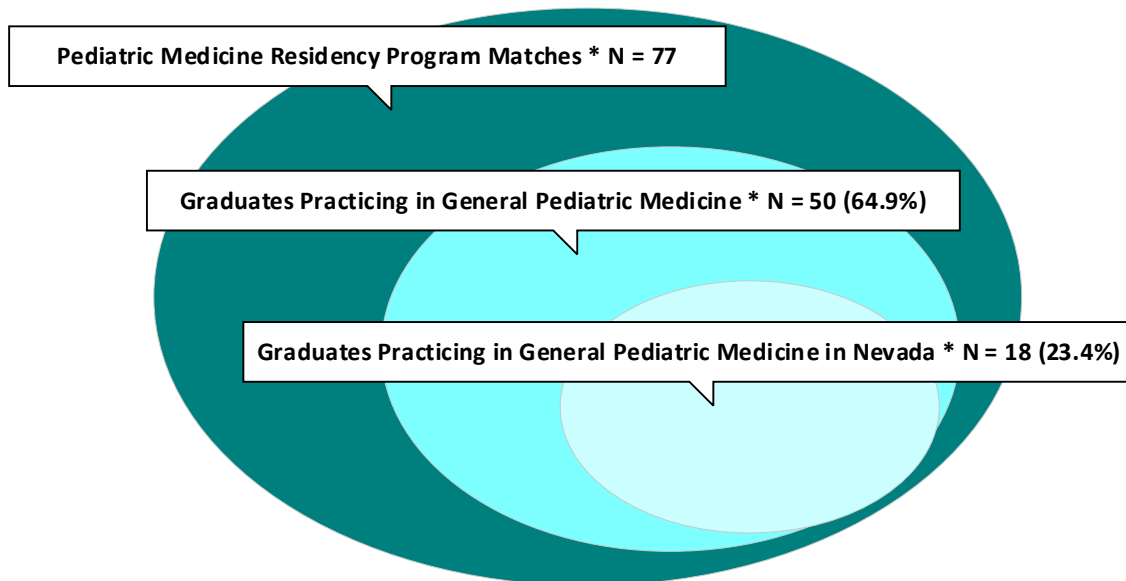


Figure 6: Current Practice Patterns of Graduates Matched to Primary Care Residency Programs – 2005 to 2018

Residency Training	Primary Care Residency Program Matches	Practicing General Primary Care		Practicing General Primary Care in NV	
		Number	Percent	Number	Percent
Family Medicine	122	113	92.6	55	45.1
Internal Medicine	143	65	45.5	22	15.4
Pediatric Medicine	77	50	64.9	18	23.4
Total	342	228	66.7	95	27.8

Figure 7: Current Rural Practice Patterns of Graduates Matched to Primary Care Residency Programs – 2005 to 2018

Residency Training	Practicing General Primary Care in NV	Practicing General Primary Care in Rural NV	
		Number	Percent
Family Medicine	55	4	7.3
Internal Medicine	22	0	0.0
Pediatric Medicine	18	1	5.6
Total	95	5	5.3

Figure 8: Practice Patterns of Graduates Matched to All Primary Care Residency Programs

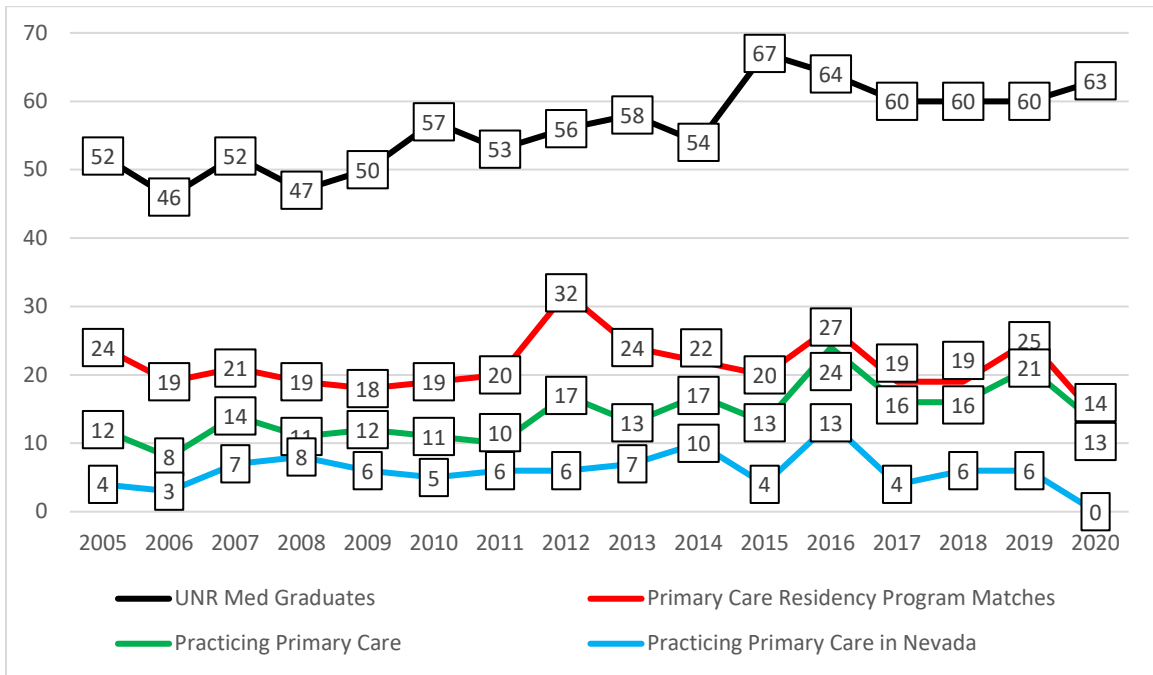


Figure 9: Practice Patterns of Graduates Matched to Family Medicine Residency Programs

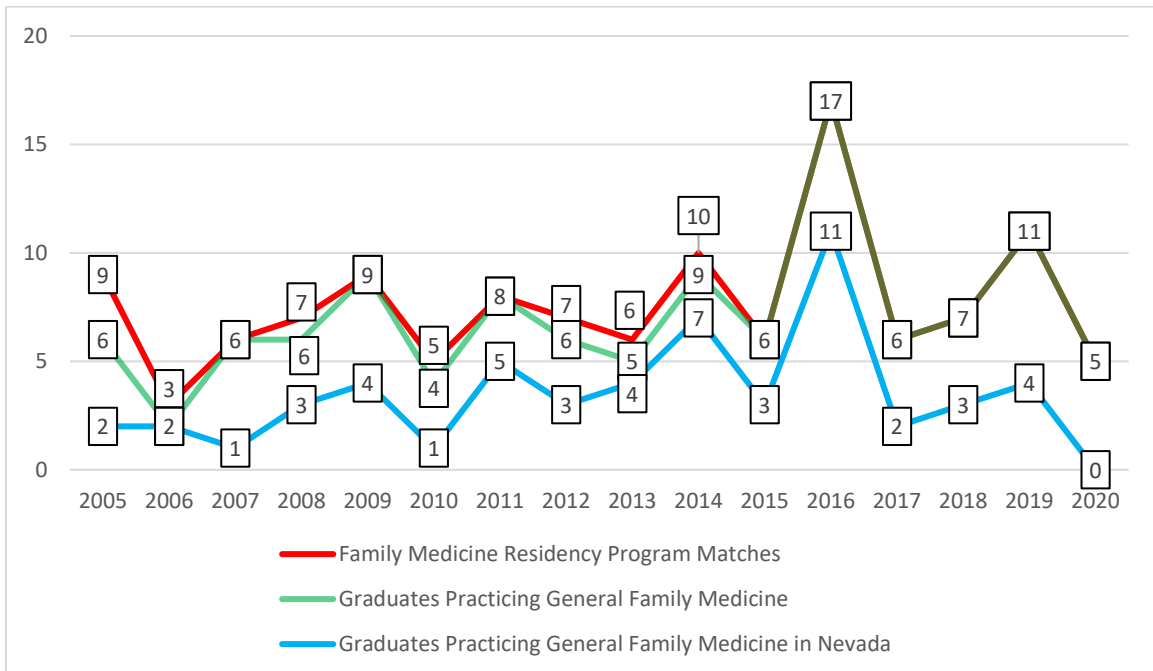


Figure 10: Practice Patterns of Graduates Matched to Internal Medicine Residency Programs

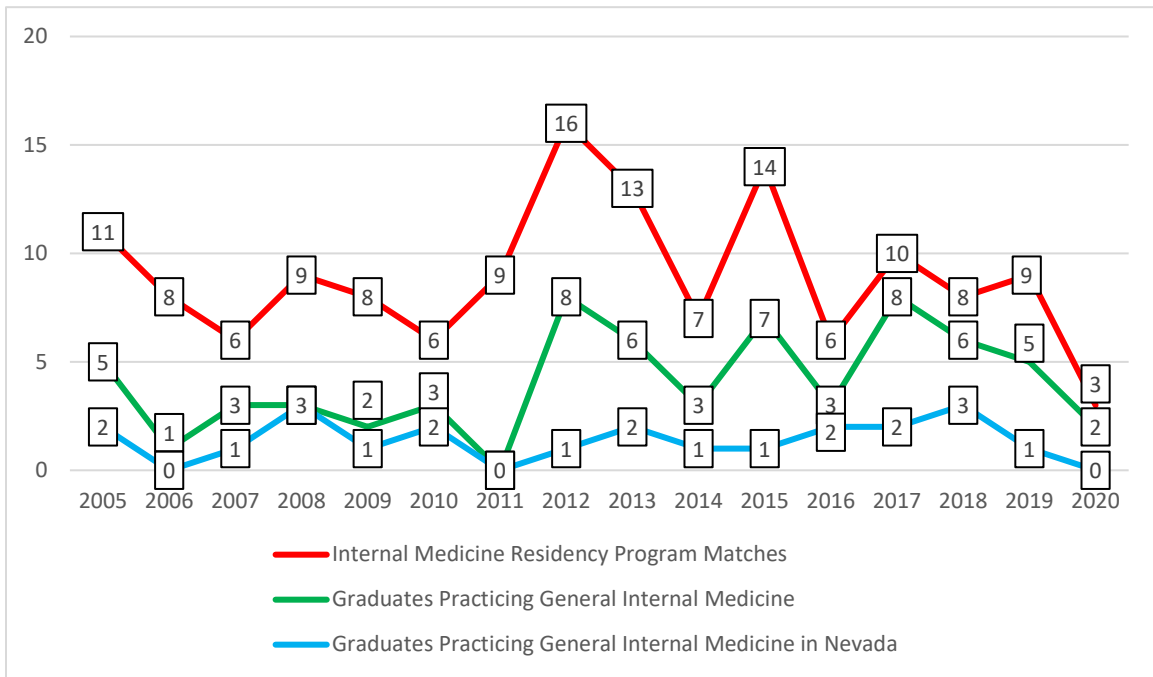


Figure 11: Practice Patterns of Graduates Matched to Pediatric Medicine Programs

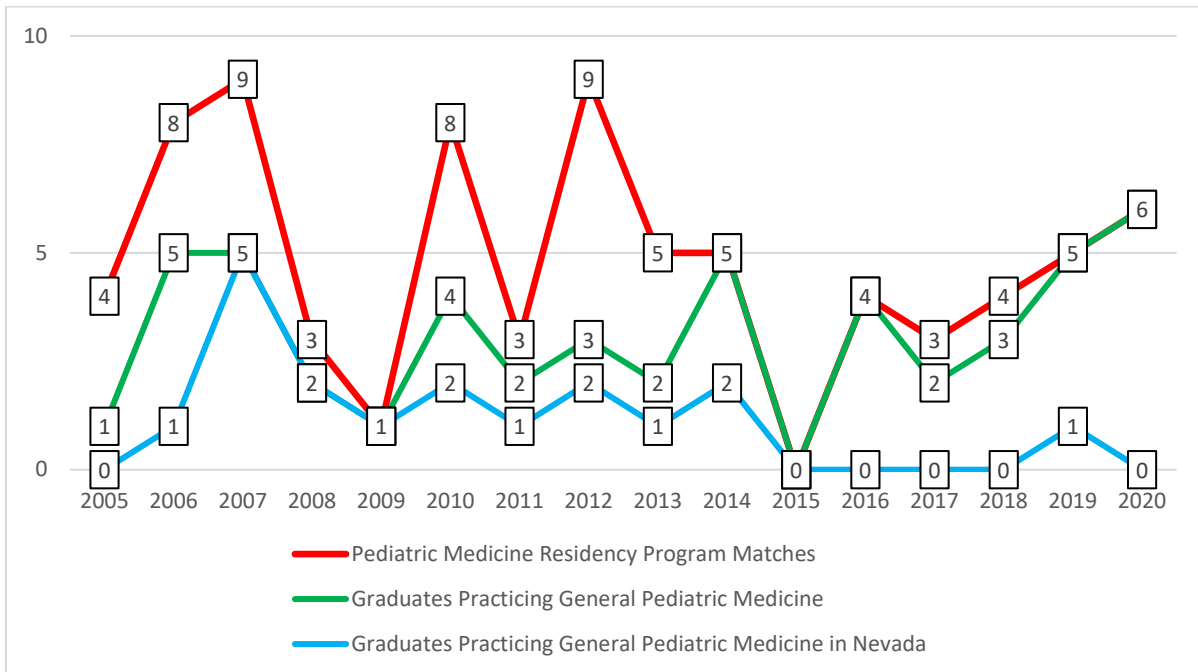


Figure 12: Practice Location of Graduates that Matched to a Primary Care Residency Program

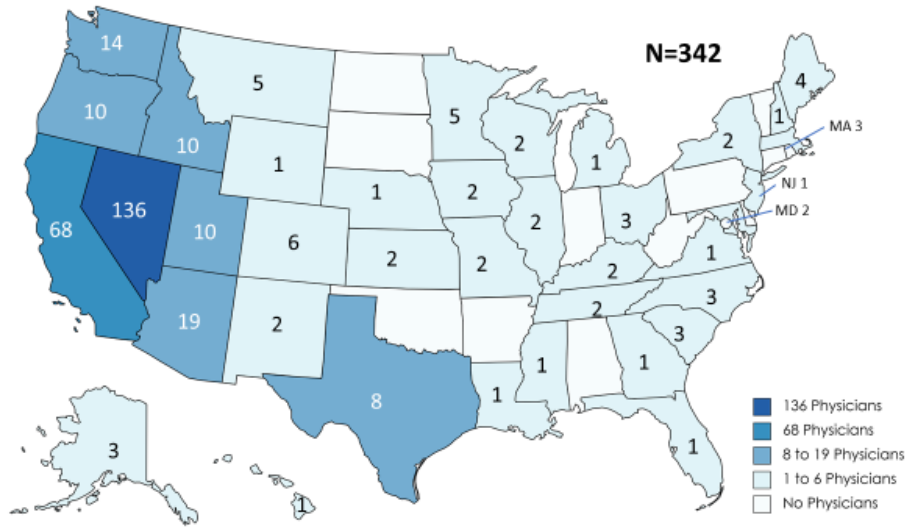


Figure 13: Practice Location of Graduates that Matched to a Primary Care Residency Program Who Currently Practice General Primary Care

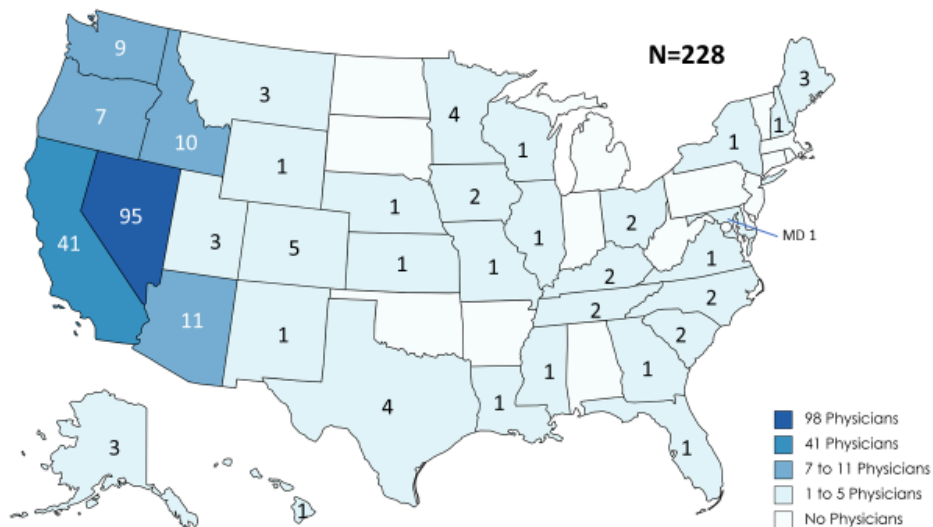


Figure 14: Practice Location of Graduates that Matched to Family Medicine Residency Programs

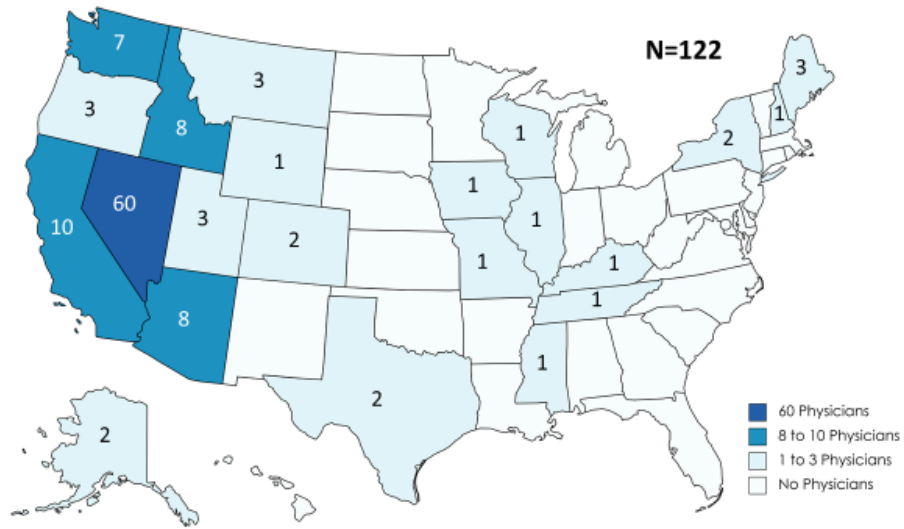


Figure 15: Practice Location of Graduates that Matched to Family Medicine Residency Programs Who Currently Practice General Family Medicine

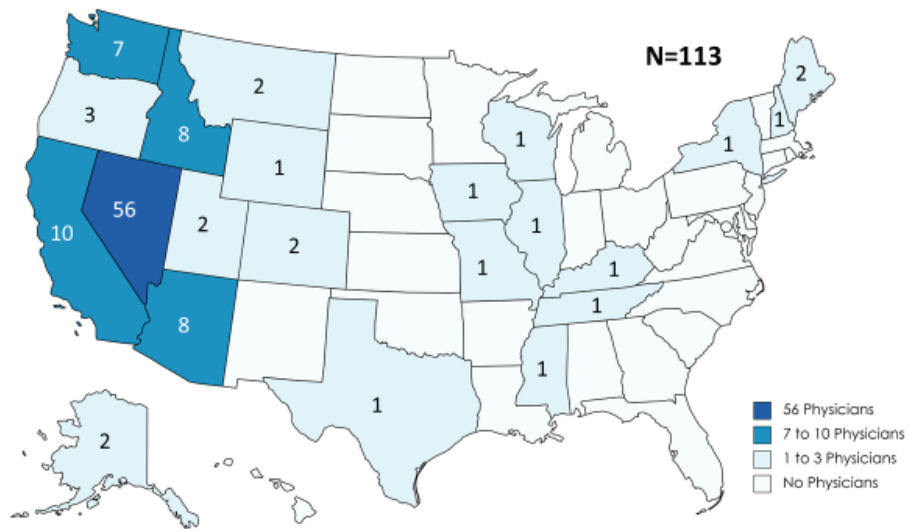


Figure 16: Practice Location of Graduates that Matched to Internal Medicine Residency Programs

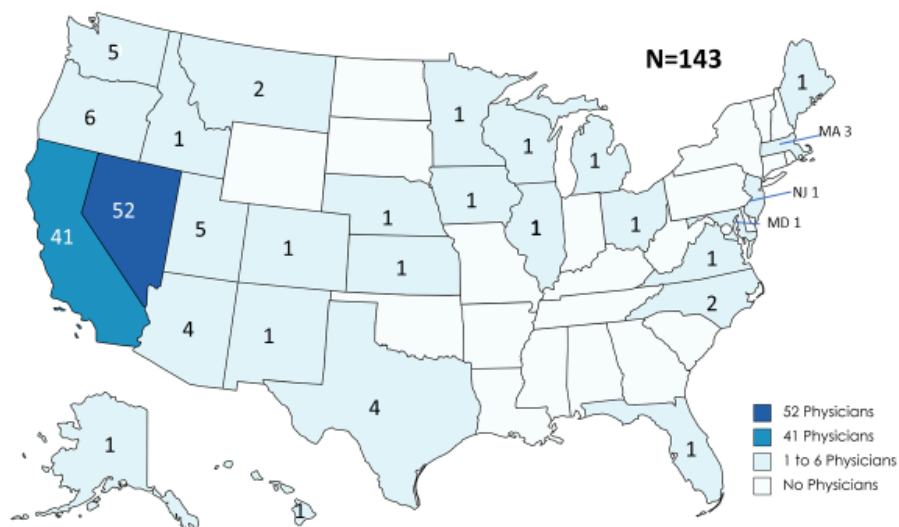


Figure 17: Practice Location of Graduates Matched to Internal Medicine Residency Programs Who Currently Practice General Internal Medicine

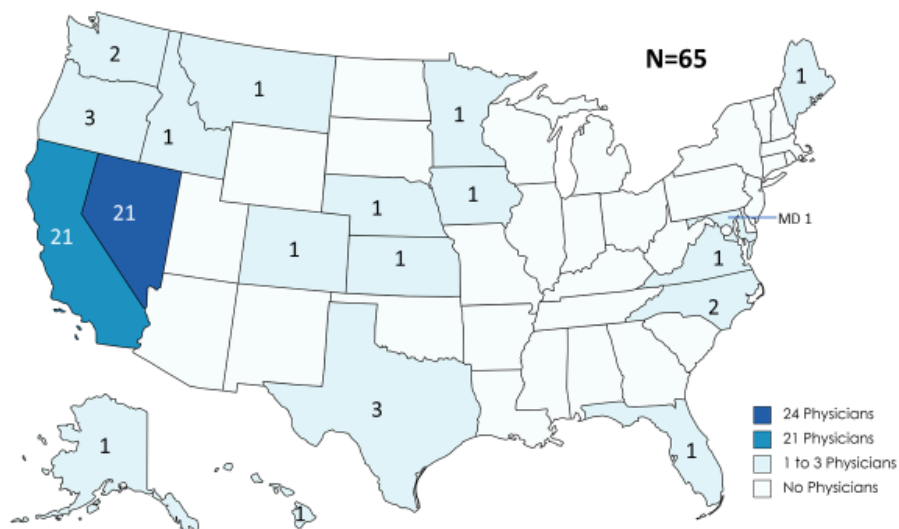


Figure 18: Practice Location of Graduates that Matched to Pediatric Residency Programs

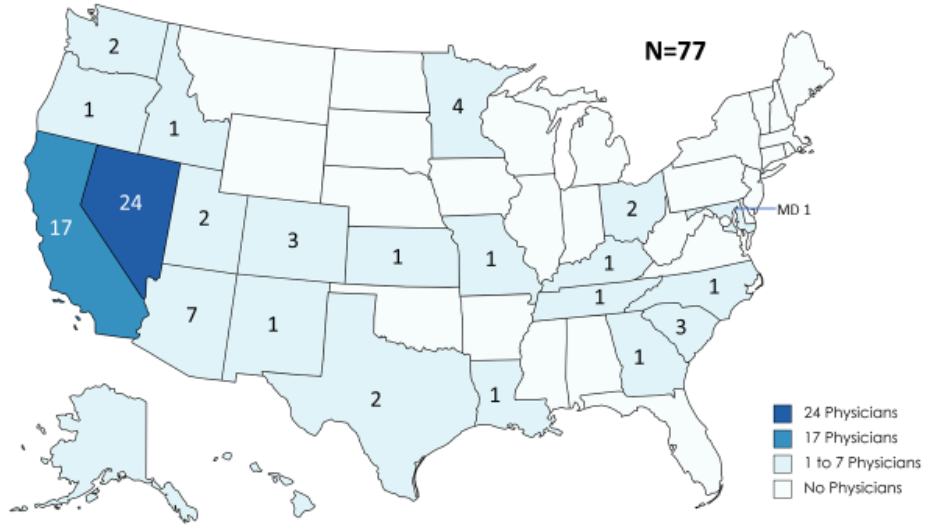
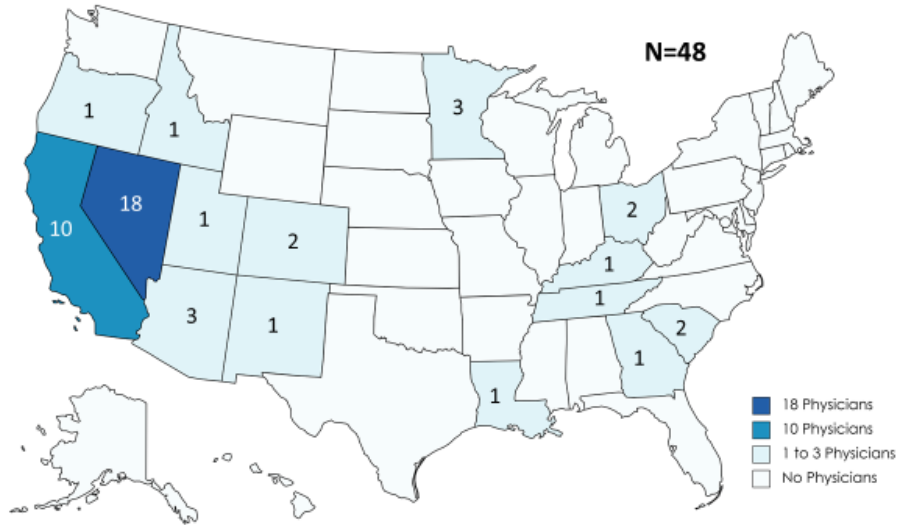


Figure 19: Practice Location of Graduates that Matched to Pediatric Residency Programs Who Currently Practice General Pediatric Medicine



References and Data Sources

Federation of State Medical Boards. (2023). Find a Doctor. For More Information: <https://www.fsmb.org/>.

Institute of Medicine (US) Committee on the Future of Primary Care (1996). *Primary Care: America's Health in a New Era*. Washington DC: National Academies Press. For more information: <https://www.ncbi.nlm.nih.gov/books/NBK232631/>.

United States | MapChart. (2023). For more information: <https://www.mapchart.net/usa.html>

National Plan and Providers Enumeration System. (2023). NPPES NPI Registry. Search NPI records. For more information: <https://npiregistry.cms.hhs.gov/>

Nevada State Board of Medical Examiners (2023). Downloaded licensure data. Reno, NV: State of Nevada. For more information:



University of Nevada, Reno
School of Medicine

Office of Statewide Initiatives